


CHEMUNG COUNTY SEWER DISTRICTS

CCSD



2019 User Rate Increases

- ✓ 10 year review
- ✓ 5 year look ahead

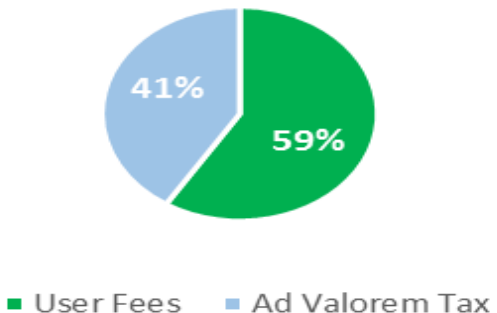


	Typical Annual User Fee (60,000 gal)	Typical Annual Ad Valorem Tax	Typical Annual Household Sewer Expense
2008 - 2017	\$82	\$67	\$148
2018	\$85	\$67	\$152
2019 (proposed)	\$120	\$67	\$187

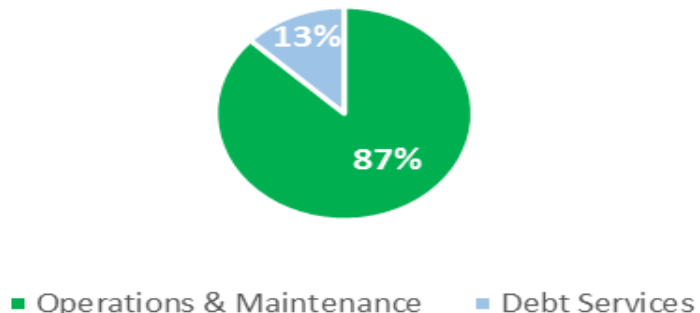
- Above values are a Weighted Average between both Districts
- Typical Household increases \$35 annually
- User Fees collected for annual Operations & Maintenance Expenses
 - Calculated using Metered Water Consumption
- Ad Valorem Tax collected based on value of annual Debt Services
 - Tax Rate calculated on overall Districts' Assessed Value



2018 Revenue



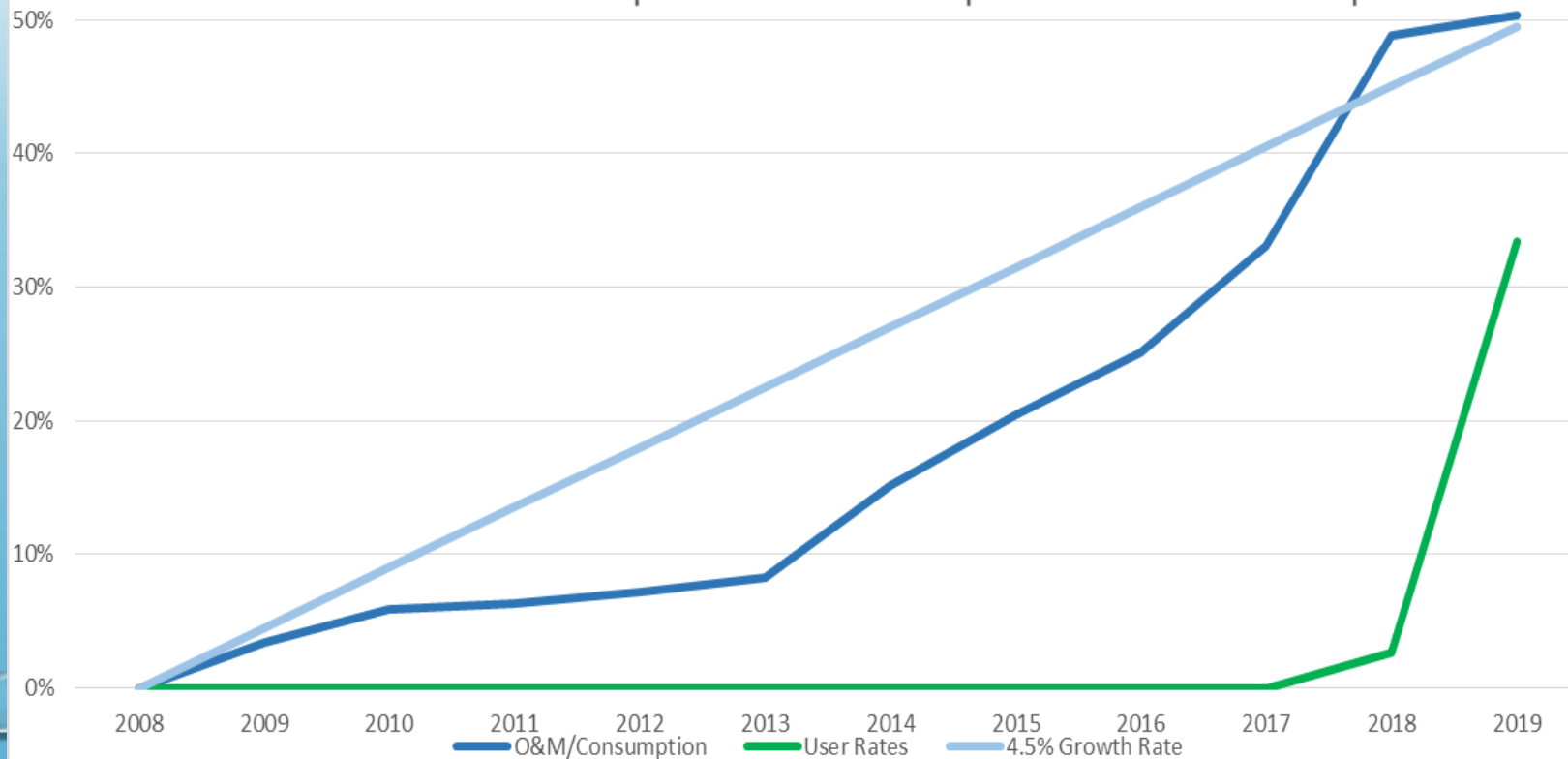
2018 Expenses



10 Year History

- **FLAT TAX RATE** - Majority of Debt was paid down prior to and just after 2008.
- **WATER USE DECREASED** - 8 out of 10 years.
- **TREATMENT PLANTS AGE** - well beyond 20 year useful life.
- **ASSET MANAGEMENT** program did not exist.
- **PERSONNEL** reduction by 21%.
- **REACTIONARY** maintenance and operating procedures.
- **ALL OF THE ABOVE** resulted in No User Fee Increases.

10 Year User Rate Comparison vs. O&M Expenses/Water Consumption






Milton St. – Influent Archimedes Screw Pump



Milton St. – Primary Digester Wall



Lake St. – Tricking Filters



Lake St. – Trickling Filter distribution arms




Lake St. – Trickling Filter media and underdrain

Sewer Conditions



Root ball in pipe



Shifted pipe



FOG (Fats, Oils, & Grease) in Lateral Connection



Natural Gas service line drilled through pipe



Broken pipe with infiltration



Broken and collapsing pipe



Irvine Pl. – City of Elmira – 2019 Road Program



Willow St. – Village of Horseheads



Sewer Districts	2019 (Current Rates)	2019 (Proposed Rates)	2020 (Projections)
1 Revenue:			
2 Ad Velorum Tax	\$ 2,051,516	\$ 2,051,516	\$ 2,051,516
3 User Fees	\$ 2,633,000	\$ 3,645,000	\$ 3,535,650
4 Permits & State Grant	\$ 65,000	\$ 65,000	\$ 65,000
5 Septage	\$ 70,000	\$ 70,000	\$ 70,000
6 Total Revenue	\$ 4,819,516	\$ 5,831,516	\$ 5,722,166
7 Operations Expenses:			
8 Personnel, Ops & Maintenance	\$ 5,091,823	\$ 5,091,823	\$ 5,300,000
9 Debt Services (Capital Improvements)	\$ 818,965	\$ 818,965	\$ 1,118,965
10 Total Expenses	\$ 5,910,788	\$ 5,910,788	\$ 6,418,965
11 Budget Deficit	\$ (1,091,272)	\$ (79,272)	\$ (696,799)

- 2020 Ad Velorum Tax Rate and User Fees will be reviewed
- Annual Collection System Rehabilitation Program
- 2025 Regulation Changes
- Combined Sewer Districts
- Regional Wastewater Treatment Facility



Average Annual Household Sewer Expense (60,000 gallons/year)

